

Bunbury Senior High School

Independent Public School



Est. 1918






Annual Report

2

0

1

4



Principal's Message

Like most secondary high schools across Western Australia in 2014, Bunbury Senior High School was fully engaged in planning for the following year. This planning centred around the transition of Year 7 to high school, WACE 2016, the Student Centred Funding Model, the ongoing implementation of the Australian Curriculum and the selection of new staff who fitted the direction our school ethos. The Bunbury Senior High School *Framework for the Pursuit of Excellence* in Education, catered for these systemic initiatives while also focussing on the focus areas identified by the school board in this plan.

In 2014 Bunbury Senior High School also completed the first year of a new phase with Independent Public School (IPS) status and with this came an improved understanding of the flexibilities and accountability requirements.

I would like to acknowledge the work of the Bunbury Senior High School Board, particularly the growth in the role of the Board and the commitment to improve outcomes for all students in the school. In 2014 the Board initially focussed on promoting the role and membership of the Board to the school community as a direct result of a recommendation in the Bunbury Senior High School 2013 Independent Review Findings. The Board expanded its membership to include a community consultant with expertise in the area of marketing and media and commenced the development of a 'Code of Ethics' for Board members.

As Principal, I am pleased with the progress of Bunbury High in many areas that do not feature in public data. These areas include the skill development and capacity of the staff, the school planning and consultative processes used to develop plans and the sound financial position. Over time, these factors will contribute to improved student performance and consolidation of the confidence in which the school is held by the wider school community. Academic performance in lower school has already shown signs of improvement and it is anticipated this will flow into the senior school in the coming years.

I am pleased to present the 2014 Annual Report to the school community.

Craig Pettit
Principal

School Board Chair

Last year (2014) was a year of change for Bunbury Senior High School. The most challenging change was preparing for the introduction of the new student based funding on top of significant cuts to the school's revenue. Adapting to these changes will continue into 2015 and 2016 as the new funding model is bedded down.

This year saw the school preparing for an influx of students including Year 7 students to high school, at the same time supporting the half cohort through Year 12. Adding to pressure on teachers who are also planning and preparing for the new Australian National Curriculum. The most obvious sign of change in 2014 was the construction of the Year 7 building, which started in the first week of Term 1. The new building was ready for the start of 2015 and was opened in April 2015.

In 2014, the School Board welcomed new members including a community representative, Fiona Hinds, and Sonia Jones, nominated by the P & C. Anne Whitman joined as a teacher representative and Sneha Mishra and Deni-Jane Robertson were welcomed by the Board as Year 11 student representatives.

In its second business plan as an Independent Public School, the Board has adopted a more strategic approach by endorsing a new framework – *The Pursuit of Excellence in Education 2014-2016*.

The framework retains Bunbury Senior High School's six "R"s: Respect, Responsibility, Relationships, Recognition, Relevance and Risk Taking and focuses efforts on three priority areas for 2014-2016: **engagement, teaching and learning** and **achieving success**. In 2015, these priorities will be incorporated into the school's operational planning and into focus plans for each learning area. The framework has nominated key success indicators within key areas of **attendance, literacy and numeracy** and **academic achievement**, which are more specifically targeted in the operational and focus plans.

By adopting this approach, the board aims to provide overarching vision and direction for the school, while allowing the school's leadership team and teaching staff greater flexibility at operational level, across and within learning areas. The *Framework for the Pursuit of Excellence in Education* is available on the school's website.

In 2014 the Board embarked on an important initiative by reviewing and reporting on the condition of the school's buildings and grounds. A working group set up by the Board considered the adequacy of assets such as the canteen for a senior high school of close to 1000 students and staff. This is the first time the board has prepared such a comprehensive report in order to attract priority funding to address the issues raised. I hope that by 2016 will be able to report significant improvements have been made to buildings and grounds.

I encourage you to support the school board in its efforts to attract funding to improve our school and create a vibrant, comfortable and safe learning environment for our children.

Heather Percy

Adding Value at Bunbury Senior High School

Bunbury Elite Sports Training (BEST)

- BEST achieved re-endorsement of its Specialist Program status for a further three years (2014-2016)
- The School Curriculum and Standards Authority re-endorsed the four BEST Senior School Endorsed Units for a further three years (2015-2017)
- The BEST Program was implemented into Year 12 for the first time

Inter School Sport

- Champion School at Country Week
- Champion School at the SWSSA Inter school Athletics
- Champion School at the SWSSA Inter school Cross Country
- Champion School at the SWSSA lower school Winter Carnival
- Champion School at the CoBSLSC Surf to Surf Fun Run
- Senior School Champion School at the Surfing WA regional surfing competition
- Semi-finalists in the SSWA state-wide Champion School soccer competition
- Runner up Champion School at the SWSSA Inter school Swimming



Science

- National Chemistry Quiz – Academic Program classes and ATAR Chemistry students
- Big Science Competition – Academic Program classes
- National Youth Science Foundation - Perth – 1 attendee
- Leonardo Day Year 7 students
- Forensic Science Incursion – Years 8-10
- Biology Zoo Excursion – Yr 11 ATAR
- ASSETS program – Adelaide – One attendee
- National Science Week

English

- South West Debating Competition – SWETA
- WAOL British Debating Competition
- Theatre Trip – Jasper Jones Writer's Program: Year 8 hosted at BSHS; Year 9-12 hosted at BCGS
- AATE 50 word Short Story competition
- Young Writers' Camp – Year 8 finalist
- Rostrum Voice of Youth – public speaking
- UN Voice Public Speaking competition

Mathematics

Australian Mathematics Competition

- Two prizes in the Australian Mathematics Competition
- Five certificates of high distinction in Australian Mathematics Competition
- 17 certificates of distinction in Australian Mathematics Competition.
- One certificate of high distinction in Australian Junior Mathematics Olympiad.
- One certificate of distinction in Australian Junior Mathematics Olympiad.
- Two students achieved A's in Year 10 Australian Mathematics Curriculum.
- Note: Kohta Shimada and David Strong in Year 9 SAP achieved 100% on the AMC and were invited to participate in the Australian Junior Mathematics Olympiad, achieving a High Distinction and Distinction respectively.
- Both students also achieved Year 9 and Year 10 Australian Curriculum level, including Kohta topping the Year 10 examination.

Australian Problem Solving Challenge

- Two teams, one year 8 and the other year 9 participated and were runners up in both year levels. David Strong was the runner up top Year 9 student.

Have Sum Fun Competition

- Only Regional school to compete in Senior Have Sum Fun Competition, gaining 15th and 25th place out of 30 teams competing against private and government schools in Perth.
- Top school at Junior Have Sum Fun Competition for Years 8-10 students. Second team finished 10th out of 17 teams.
- Best Country School at the WA Junior Mathematics Olympiad.
- Bradshaw Medal Awarded to M Eldridge Year 12 student.



Wellbeing and Student Services

- Broad Horizons Girls Group
- Bendigo Bank Year 10 incursion.
- Stand By Suicide Response
- Benang Indigenous Suicide response
- YOGA for Year 11/12 exams
- Year 12 School Ball.
- Year 12 Breakfast.
- Year 12 presentation Ceremony

Adding Value at Bunbury Senior High School

Wellbeing and Student Services

- Teen Triple P Group Parenting Program
- National Day of Action Against Bullying and Violence
- RUOK Day
- Pride Day
- Headspace School Support – Staff information sessions
- Boys Program (Sailing Club)
- Year 7 and 8 Parent Night
- Study Skills Program
- Year 9 Edith Cowan University Program
- Broad Horizons BBQs
- Broad Horizons program
- Hawaiian Ride for Youth
- Lunch 2 Sport Activities Term 1 & 2
- ECU nursing showcase.
- Charlie the Dog coming to the school.
- P.A.R.T.Y Program
- “Responding to deliberate Self-Harm” PD at SWIT
- Drug Action week
- Broad Horizons Boys Group – establishment of school garden infrastructure



Humanities

- All students took part in Australian Geography Test
- Year 8 Students took part in Australian History Competition

- Pride Day
- R U OK Day
- Daffodil Day
- Bullying “No way” Day
- Breakfast Club (Tues and Thur mornings)
- Year 6/7 Induction Days
- Yr 8 Transition Program
- Academic excellence lunch in the library
- ASBT SMYLE talk for students
- Follow the Dream
- NAIDOC whole school assembly and celebration day.



Above - NAIDOC celebrations

Left - participants in the successful Boys Program

Below - The successful Senior School Maths Team



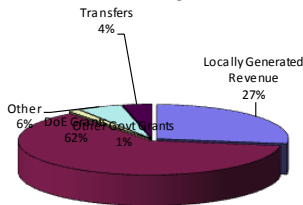
Camps and Excursions

- Year 10 BEST AIS camp (Canberra)
- Year 8 BEST Camp (Busselton)
- Year 9 BEST Camp (Busselton)
- Year 11/12 Bodyboarding-Surfing excursion Yallingup
- Year 11 Outdoor Education Snorkeling Camp Dunsborough
- Year 11 Outdoor Education Canoeing excursion Colлие River
- Year 11 Outdoor Education Mountain Biking Camp Margaret River
- Year 12 Outdoor Education Cape to Cape hike Capes Region
- Year 12 Outdoor Education Amazing Race excursion Perth Zoo
- Country Week Sports Carnival

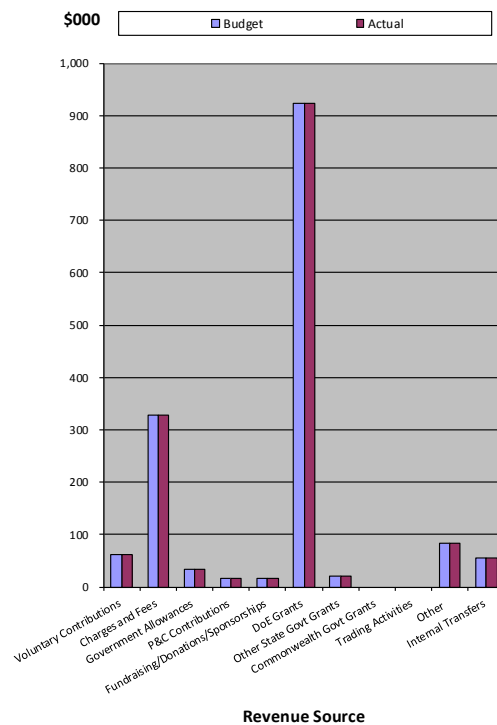
Finance Position at 31 December 2014

	Revenue - Cash	Budget	Actual
1	Voluntary Contributions	\$ 60,669.00	\$ 60,668.90
2	Charges and Fees	\$ 328,007.00	\$ 328,006.45
3	Government Allowances	\$ 33,958.00	\$ 33,957.50
4	P&C Contributions	\$ 15,352.00	\$ 15,351.59
5	Fundraising/Donations/Sponsorships	\$ 16,222.00	\$ 16,222.06
6	DoE Grants	\$ 923,103.00	\$ 923,103.13
7	Other State Govt Grants	\$ 21,177.00	\$ 21,176.92
8	Commonwealth Govt Grants	\$ -	\$ -
9	Trading Activities	\$ -	\$ -
10	Other	\$ 84,347.00	\$ 84,346.17
11	Internal Transfers	\$ 54,967.00	\$ 54,966.68
	Total	\$ 1,537,802.00	\$ 1,537,799.40
	Opening Balance	\$ 597,713.00	\$ 597,713.31
	Total Contingency Funds Available	\$ 2,135,515.00	\$ 2,135,512.71
	Total Salary Allocation	\$ 1,115,000.00	\$ 1,115,000.00
	Total Funds Available	\$ 3,250,515.00	\$ 3,250,512.71

Current Year Actual Contingencies Revenue Sources

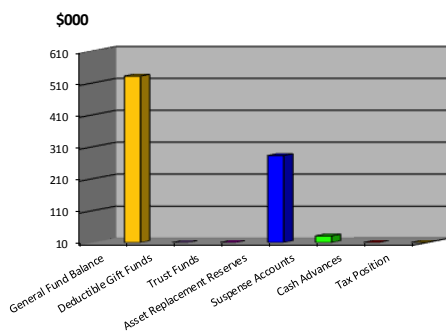


Contingencies Revenue - Budget vs Actual

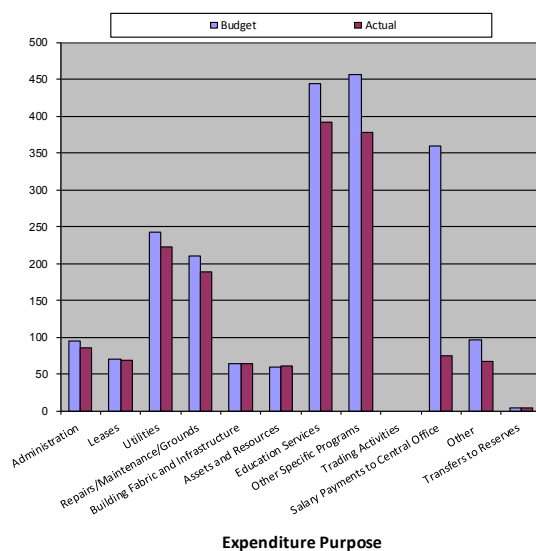


	Expenditure	Budget	Actual
1	Administration	\$ 94,799.00	\$ 85,098.42
2	Leases	\$ 69,464.00	\$ 68,147.37
3	Utilities	\$ 242,287.00	\$ 221,613.57
4	Repairs/Maintenance/Grounds	\$ 209,320.00	\$ 189,100.29
5	Building Fabric and Infrastructure	\$ 63,720.00	\$ 63,720.00
6	Assets and Resources	\$ 58,921.00	\$ 60,234.45
7	Education Services	\$ 443,544.00	\$ 392,104.84
8	Other Specific Programs	\$ 455,754.00	\$ 377,305.32
9	Trading Activities	\$ -	\$ -
10	Salary Payments to Central Office	\$ 358,904.00	\$ 75,000.00
11	Other	\$ 96,543.00	\$ 67,088.84
12	Transfers to Reserves	\$ 4,604.00	\$ 4,604.00
	Total Contingencies Expenditure	\$ 2,097,860.00	\$ 1,604,017.10
	Total Salary Expenditure	\$ 1,115,000.00	\$ 992,068.00
	Total Expenditure	\$ 3,212,860.00	\$ 2,596,085.10

Cash Position



Contingencies Expenditure - Budget vs Actual



Cash Position as at:

Bank Balance	\$ 833,503.47
Made up of:	-
1 General Fund Balance	\$ 531,495.61
2 Deductible Gift Funds	\$ -
3 Trust Funds	\$ -
4 Asset Replacement Reserves	\$ 282,591.48
5 Suspense Accounts	\$ 30,873.38
6 Cash Advances	\$ 500.00
7 Tax Position	\$ 10,957.00
Total Bank Balance	\$ 833,503.47

Student Achievement at Bunbury Senior High School

Lower School Achievement

Bunbury Senior High School continues to achieve at equal or above 'Like Schools' (schools with a similar social index to that of Bunbury Senior High School) and in the top 20% of the state for the National Assessment Program Literacy and Numeracy (NAPLAN9) tests in reading, writing and numeracy.

The mean score for reading, numeracy and writing continues to be consistently higher than Like Schools. This is due to having a lower percentage of students perform in the bottom 20% of state than like schools for all three tests.

The following tables highlight the Bunbury Senior High School performance against Like Schools and the five year trend of the mean scores for Bunbury Senior High School and Like Schools.

NAPLAN 9 READING

State	Bunbury SHS	Like Schools
Top 20%	18%	18%
Middle 60%	65%	68%
Lower 20%	17%	14%

NAPLAN 9 WRITING

State	Bunbury SHS	Like Schools
Top 20%	21%	19%
Middle 60%	63%	63%
Lower 20%	16%	18%

NAPLAN 9 NUMERACY

State	Bunbury SHS	Like Schools
Top 20%	23%	16%
Middle 60%	65%	66%
Lower 20%	12%	18%

Trend Data

Bunbury Senior High School has maintained a higher mean than 'like schools' in NAPLAN Reading, Writing and Numeracy from 2010 to 2014.

A significant increase in the mean school score for NAPLAN Numeracy in 2014 may be attributed to a change of focus in the Mathematics learning area. This change included ability grouping of classes and minor changes to the sequencing of the Mathematics curriculum.

TREND - NAPLAN 9 READING

Year	Bunbury SHS	Like Schools
2010	570	553
2011	576	558
2012	565	556
2013	585	566
2014	577	574

TREND - NAPLAN 9 WRITING

Year	Bunbury SHS	Like Schools
2010	551	546
2011	547	539
2012	547	536
2013	568	536
2014	556	548

TREND - NAPLAN 9 NUMERACY

Year	Bunbury SHS	Like Schools
2010	583	567
2011	573	565
2012	578	570
2013	586	572
2014	596	579

Although NAPLAN 9 Reading and Writing has also maintained a mean score above that of 'Like Schools'. This area is a concern for the school as these results are not translated into successful outcomes in Senior School, in particular the ATAR results of those students.

To address this issue the school has a focus on literacy and will continue to interrogate the discrepancy that exists between the Senior School and Lower School results with a view of bringing the Senior School results more in line with the achievement at Lower School.

Student Achievement at Bunbury Senior High School

Senior School Achievement

In 2014 48% of Bunbury Senior High School Year 12 students chose to participate in an University pathway. The actual number of students in this category was lower than previous years primarily because it was the cohort of students who commenced their schooling at the time of the change to the school starting age.

Of the 39 students who participated in the external examinations, 15% achieved at least one or more scaled score of 75+. This is an increase of 1% on the previous year.

Percentage of Students Acquiring an ATAR Achieving One or More Scaled Scores of 75 or More

	Number acquiring an ATAR	Number achieving one or more scaled scores of 75+	Percentage achieving one or more scaled scores of 75+
2012	46	8	17%
2013	57	8	14%
2014	39	6	15%

In 2014 Bunbury Senior High School offered sixteen ATAR courses of which two achieved an average scaled score above expected. One of these courses Physical Education Studies has continually achieved above expected since its introduction in 2008. Chemistry achieved the highest average scaled score of 72.3.

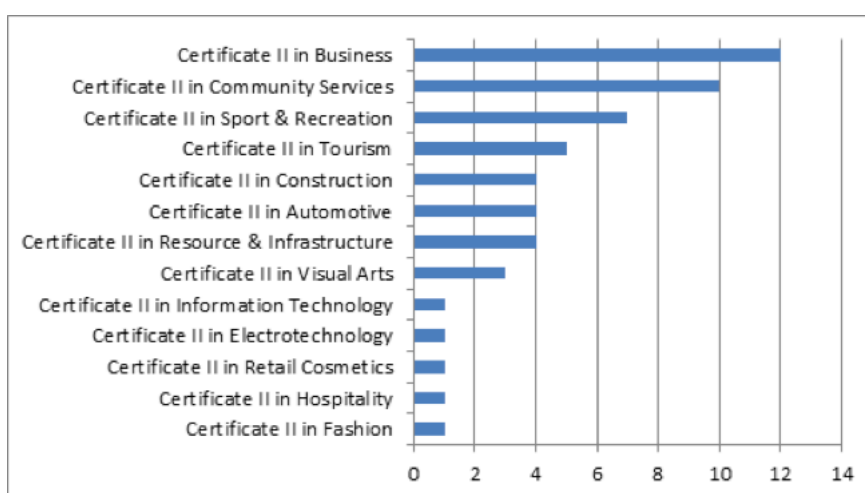
The **median ATAR** for tertiary bound students was 70.3.

The overall Senior School achievement was an anomaly when compared to previous years. Careful analysis of results and strategies to support Senior School students will be a key task of the executive and leadership teams in the school with a view of eliminating school factors that may have created the anomaly.

Vocational Education and Training

Bunbury Senior High School offered school based Certificates II in Business and in Visual Arts.

The table below shows the number of students by Certificate qualification by industry area.



The **attainment rate** is the percentage of students achieving either an Australian Tertiary Admissions Rank (ATAR) greater or equal to 55 and/or a Certificate II. In 2014 the Bunbury Senior High School Attainment rate was **84%**. This measure is increasingly important for secondary schools. The course selection process at Bunbury Senior High School has responded to the increased need for students to select appropriately challenging courses in their Senior School years.

The Pursuit of Excellence in Education

In 2014 the Bunbury Senior High School Board contributed to and endorsed the Framework for the Pursuit of Excellence in Education. This document sets the direction for Bunbury Senior High School for the second three year phase of Independent Public School status. It can be obtained by making a request to the school or viewed on line at <http://www.bunburyshs.wa.edu.au/>



The three priority areas of Engagement, Achieving Success and Teaching and Learning are the focus for the school to the conclusion of the 2016 school year. Examples of strategies and the respective outcomes for each priority area are highlighted below.

Engagement

Bunbury Senior High School has received recognition for its culture of accepting people with differences. The school works in collaboration with True Colours, a Uniting Care funded organisation that support young people of diverse sexuality. Cynthia Griffiths, the United States Consul General visited the school in December 2014 to pay tribute to those who have contributed to this safe learning environment.

The Bunbury Senior High School Shed Works Program continued to provide opportunities for disengaged students. This off-site program has an outstanding history of securing further education, training or employment opportunities for 16 year old students.

Alternative programs for Year 9 girls and boys was resourced in 2014. Students became involved in a range of projects in and around the school. Immediate anecdotal evidence has been positive and the longer term benefits are still being recognised.

Achieving Success

Strategies that support student success in 2014 included the Edge Program, Broad Horizon Awards, improved subject counselling procedures, University visits for prospective Year 10 ATAR students, the ongoing home work group, the Your Tutor Program sponsored by Edith Cowan University and the establishment of a study skills group in the school.

The EDGE program for Year 12 ATAR students received very positive feedback with 39 responses rating the program as 'Excellent' 49 rating it as 'Very Good', 13 rating it as 'Good' and seven giving the rating of 'Satisfactory'. General comments from the students who participated indicated a great deal of support for the continuation of the program. Some modifications were also suggested by the students and these will be considered during the process of implementation for 2015.

Teaching and Learning

The focus of this priority in 2014 was the acceptance by staff of the school agreed Principals of Teaching and Learning. These principles are specific to the Bunbury Senior High School context while reflecting the Western Australian principles from the Curriculum Framework. Additionally, all full time staff attended five full days and five hours of professional development in 2014.

The professional learning included:

- Curriculum data analysis semester one and two
- Implementation of the school's Principles of Teaching and Learning
- School Business Plan
- Collaborative Action Learning (CAL) groups
- Autism
- Year 7 Transition and curriculum
- The AITSL Teacher Professional Standards
- NAPLAN and OLNA
- Teacher presentations based on CAL action learning
- Success for all
- Student services – attendance, students with learning difficulties and health concerns
- 2015 Culture
- The Western Australian Curriculum